

HIGHLIGHTS


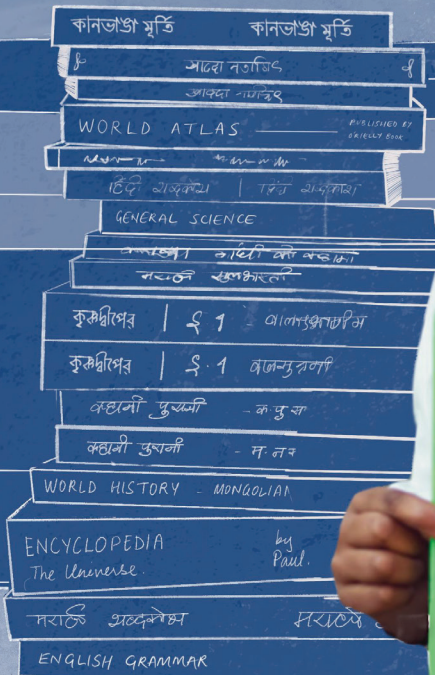
STATE OF THE SECTOR REPORT

PRIVATE SCHOOLS IN INDIA

NEARLY HALF OF ALL INDIAN CHILDREN
ATTEND PRIVATE SCHOOLS.

HOW CAN WE IMPROVE THEIR LEARNING?

V • K Private School





EXECUTIVE SUMMARY: IMPROVING LEARNING OUTCOMES IN PRIVATE SCHOOLS

The Elephant in the Classroom

12 crore students study in private schools in India

While the policy ecosystem devises reforms to bring quality education to low-income students through the government system, many low- and middle- income Indian families are seeking private school alternatives.

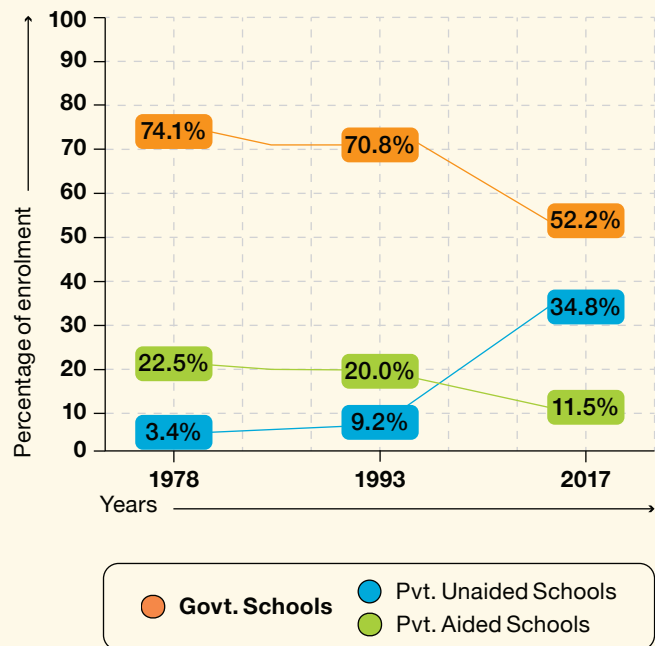
50%

Nearly 50% of all students in India are enrolled today in the 4.5 lakh privately managed schools across the country (U-DISE 2019)

If considered independently, they make up the third-largest school system globally, just behind China and India's public school systems (UIS 2019). Some private schools in India receive government aid, but it is the 'unaided' school sector that has experienced massive growth in the last two decades and today serves 9 crore students (U-DISE 2019).

The sector contributes approximately ₹1.75 lakh crores to the economy (MoSPI 2019)

Figure 1
GROWTH OF SCHOOL ENROLMENT OVER THE YEARS



Source: U-DISE 2019

Given the scale of the sector, the quality of education these schools impart is of immense importance to our human capital development.

Not Just Elite Schools, but not Yet Equal Access

70% of private school students pay less than ₹1000 per month in fees

This growth is driven by parents' demand for better quality education across the board. Contrary to popular belief, the private school sector is no longer the exclusive domain of the elite.



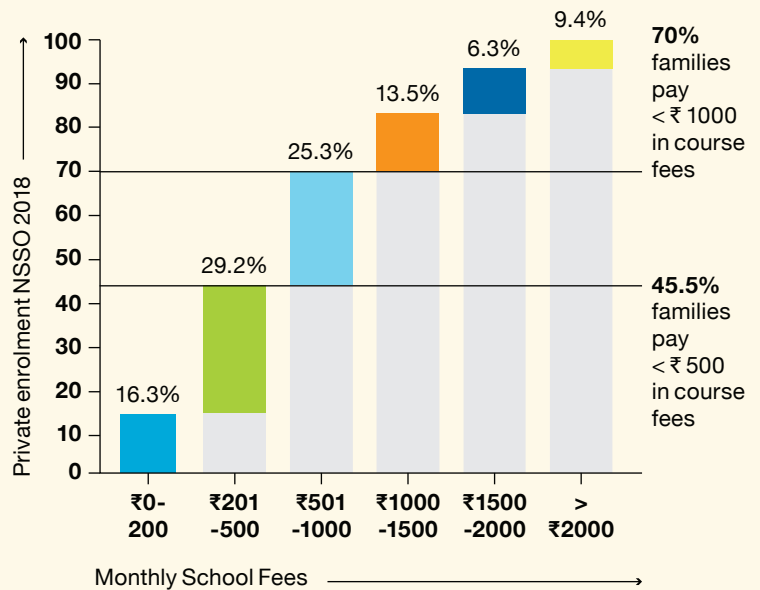
45.5% of students in private schools pay less than ₹ 500 a month as fees, suggesting that the majority of the sector is “low-fee” or “affordable”(MoSPI 2019)

This scale is representative of a citizens’ movement in education. As the country becomes richer, more urban, and more attuned to the workforce needs of the 21st century - including oral English and digital literacy - a nimble, responsive private school sector is likely here to stay.

Despite growing access among the middle class and poor, equity remains a concern

Private schools inherently involve payment for access and serve lower proportions of the poor, girls, and children from Scheduled Castes (SC) and Scheduled Tribes (ST). Significant attempts have been made to improve access to private schools through the Right to Education (RTE) Act Section 12(1)(c), which mandates a 25% reservation in private schools for socio-economically disadvantaged students with the state reimbursing costs to schools. However, the implementation of this act has been spotty across states and has exposed significant design challenges. An evaluation of the RTE 12(1)(c) implementation finds that students who enrol in private schools through the provision would likely have gone to private schools even without the RTE.

Figure 2
PROPORTION OF ENROLMENT
AT VARIOUS FEE TIERS



Source: MoSPI 2019

Their learning outcomes are also not significantly better than those who apply for the RTE lotteries but do not get them (Damera 2017). RTE reimbursements have been a challenge for schools with long delays and approvals. Reimbursements for over 3.11 lakh students in 12 states were not approved in 2019-20.¹

Learning Levels

35% of rural private school students in Grade 5 cannot read a basic grade 2 level paragraph

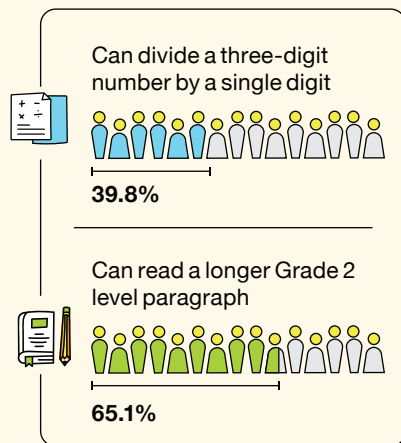
Learning quality, articulated in the National Education Policy (NEP) Draft 2019 as the key goal of the education system, still remains a challenge for all students across sectors. Though parents believe that private schools provide better learning environments for their children, actual student learning outcomes in private schools require much improvement (Azim Premji Research Group 2018, NCERT 2017).

¹ Reasons for non-approval include: states not submitting relevant documents, proposal for anticipated expenditure rather than actual expenditure; pre-primary admissions claimed

Private schools outperform government schools in terms of raw test scores and are much more cost-effective; however, when student background is accounted for, the learning gap narrows (DFID 2015, Muralidharan et al 2015).

Figure 3

MATHS AND READING COMPETENCY OF GRADE 5 CHILDREN IN PRIVATE SCHOOLS



Source: Chavan 2019 (ASER 2018 Report)



The ASER 2018 report shows that 35% of rural private school students in grade 5 cannot read a basic grade 2 level paragraph

More worryingly, learning levels in the private school system have remained stagnant for a decade. This indicates a lack of systemic forces that would lead to an improvement in quality.

Under- and Over-Regulation

Quality may be suffering because learning outcomes are under-regulated in the sector, whereas entry and operations are heavily regulated

Experts have sought to address the conundrum of poor learning levels in an otherwise accountable sector. The private school sector is heterogeneous, complex, and understudied, but existing theory and evidence point to two main culprits.

The first barrier to improving learning outcomes is that while parents care about the quality of learning, it may be hard for them to judge how much their children are learning in school in absolute terms, or how good their school is in comparison to similar schools in their neighbourhoods

This is particularly true in early grades, and about 60% of all private schools do not extend to a board exam grade at all, making it particularly hard for parents to judge the quality of these schools (U-DISE 2019). This information gap also means that schools are less likely to invest in learning-focused but invisible improvements like teacher training and quality, and more likely to spend on things that are observable by parents but may not lead to much improvement in learning - like computer labs, or marketing that proclaims English-medium instruction.

The second main barrier to improving learning outcomes is the current regulatory structure. These prescribe non-contextual input standards around land, infrastructure and salaries, which are difficult to meet for low-fee, under-resourced schools

For example, standards set for infrastructure or stipulations that teachers in private schools get

paid at par with their government counterparts may not be practical in environments where fees are too low to meet these requirements. Complex regulation is aggravated by the fact that the regulator of private schools is usually the same department that manages the government system, setting up a conflict of interest. The mandate that private schools must operate as non-profit trusts or societies could also lead to unintended consequences such as poor financial records, as well as pose barriers to access to credit or investment. Regulatory prescriptions make entry and operation in the private school sector a challenge that further hinders the difficult task of teaching young students from poor backgrounds (Sampradaan Centre 2004).



Five Pillars of Reform

What can be done to improve learning and equity in private schools?

1



Create a universal learning indicator to help parents compare learning performance across schools and make informed decisions. This could happen through an early grade key stage assessment which develops a universal learning indicator across schools. For e.g, in “X” school, 98 percent of grade 5 students read with comprehension. This universal indicator could be widely disseminated to parents.

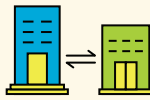
Evidence from South Asian experiments as well as international reforms suggests that this would motivate schools to focus on learning improvement (Andrabi et al 2017, Afridi et al 2017, Murnane et al 2017). This would also be key to informing and empowering parents to demand quality in the long term.

2



Develop a pragmatic accreditation framework that factors in constraints of low fee schools and state capacity to implement while focussing on learning outcomes and child safety. Such a framework would be best leveraged by systematically empanelling independent accreditors, and, once again, disclosing information widely to parents. Parents could then choose,

3



Establish an independent regulatory agency for the private school sector. Assessment and accreditation should be coordinated through a regulatory agency that is independent of the department for education to prevent conflict of interest - in keeping with the principle of separation of powers at the core of regulatory design.

4



Review the non-profit mandate for the education sector and existing fee regulations to attract investment and enable easy access to credit for schools. The government could also explore opening corporate governance structures to private schools to drive greater transparency and accountability. Classifying private schools as micro, small, or medium enterprises could enable higher credit availability for the sector.

5



Strengthen RTE Section 12(1)(c) which mandates 25% reservations for underprivileged children to ensure more robust targeting and fee reimbursements. Stronger targeting mechanisms for disadvantaged sections wishing to participate in the scheme are needed, and transparent and direct fee transfers to parents rather than reimbursements to schools will create greater accountability around fund release. These steps will help fulfil the intent of the law and create more equity in access.

Ecosystem Implications

A better regulated private school sector with more informed, empowered parents will make space for a flourishing ecosystem. A quality incentive for schools will lead to an increase in school demand for innovative, learning-focused **service providers** across fields like teacher training, school management, and education technology.

Impact investors could consider funding these service providers, as well as directly funding schools and school chains (if the non-profit requirement for private schools is lifted).

Philanthropists could focus on providing low marginal cost products and services for bottom of the pyramid private schools, as well as building parent demand for learning.

Finally, strengthening the private school ecosystem can also help improve the **government education system**.

Only thoughtful and structural reforms will give the students studying in private schools their best chance at learning. And we cannot make substantial progress towards better learning for India's children without facilitating this chance for the nearly 50% of them in private schools.



The COVID-19 Crisis and Private Schools

COVID-19, with accompanying economic challenges, is likely to have a very serious impact on the private school sector. In the short term, due to stress on parent and school finances, the sector is likely to shrink, with parents shifting their children to more affordable schools, including government schools, and schools with lower liquidity possibly even closing. Along with enrolment, learning will also be affected. Evidence suggests that disasters or shocks leading to school closures may adversely impact student learning even when measured 4 years after the event (Andrabi et al 2020). A preliminary survey finds that learning gaps between low- and high- fee schools are likely to be exacerbated during periods of remote learning. Lower-fee schools are struggling with digital transition due to challenges around household access to digital devices and internet access for teachers. The majority of parents of private school students have been unable to provide their children with study support during this period.

However, in the medium to long term, the factors that have led to private school growth - namely, parent demand for learning quality - will remain, and the sector will revert to its current size or even grow. This crisis provides an opportunity to restructure the sector to focus on learning outcomes. Regulatory reforms have been proposed across sectors to build healthier norms post COVID-19, and private school education should be one of them. Flux in the sector may lead to the exit of the lowest quality providers, and regulatory tweaks in this period will enable a new generation of entrepreneurs to better deliver quality across the pyramid, and allow a healthier, more transparent sector to evolve.

SCALE AND GROWTH OF PRIVATE SCHOOLS

India's aspirations for quality education and 21st century skills are growing. Given its scale, focussing on the private school sector is crucial to achieve this aspiration

47.5% of students in India attend private schools, making India's private school sector the third largest school system in the world.

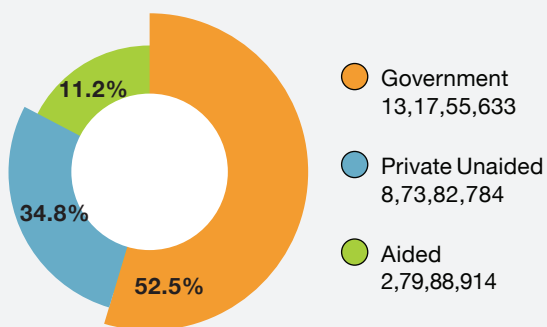


Fig 1 | Source: U-DISE 2019

The proportion of students attending private schools has grown rapidly over the last two and a half decades.

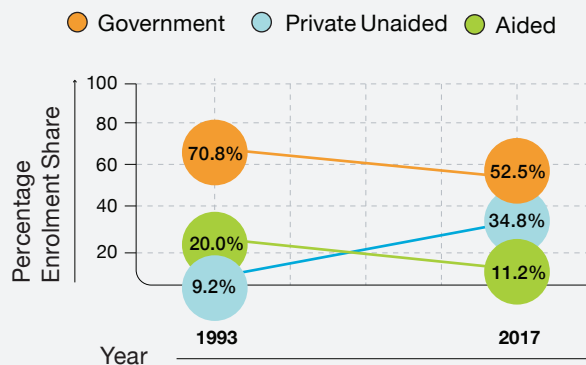


Fig 2 | Source: NCERT, U-DISE

73% of students in urban areas attend private schools. Enrolments in rural private schools have risen greatly in the last one and a half decades.

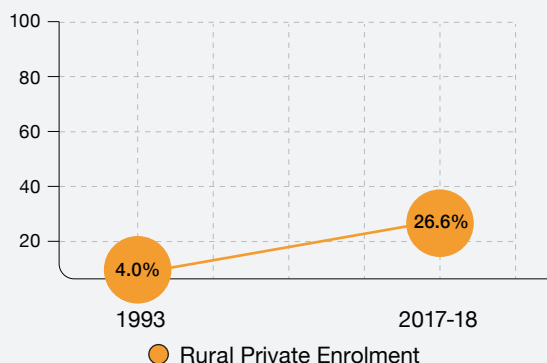



Fig 3 | Source: NCERT, U-DISE

16 states have over 50% of students in private schools. The following 8 states have the greatest private enrolment share.



Highest Private School Share

Fig 4 | Source: U-DISE 2019



The sector contributes approximately ₹ 1.75 lakh crores (23 billion USD) to the economy*

ILLUSTRATIVE COMPARISON OF INDIA'S PRIVATE SCHOOL SECTOR

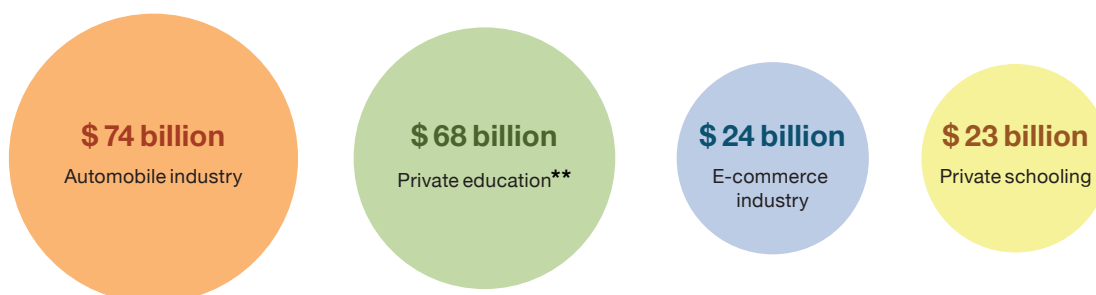
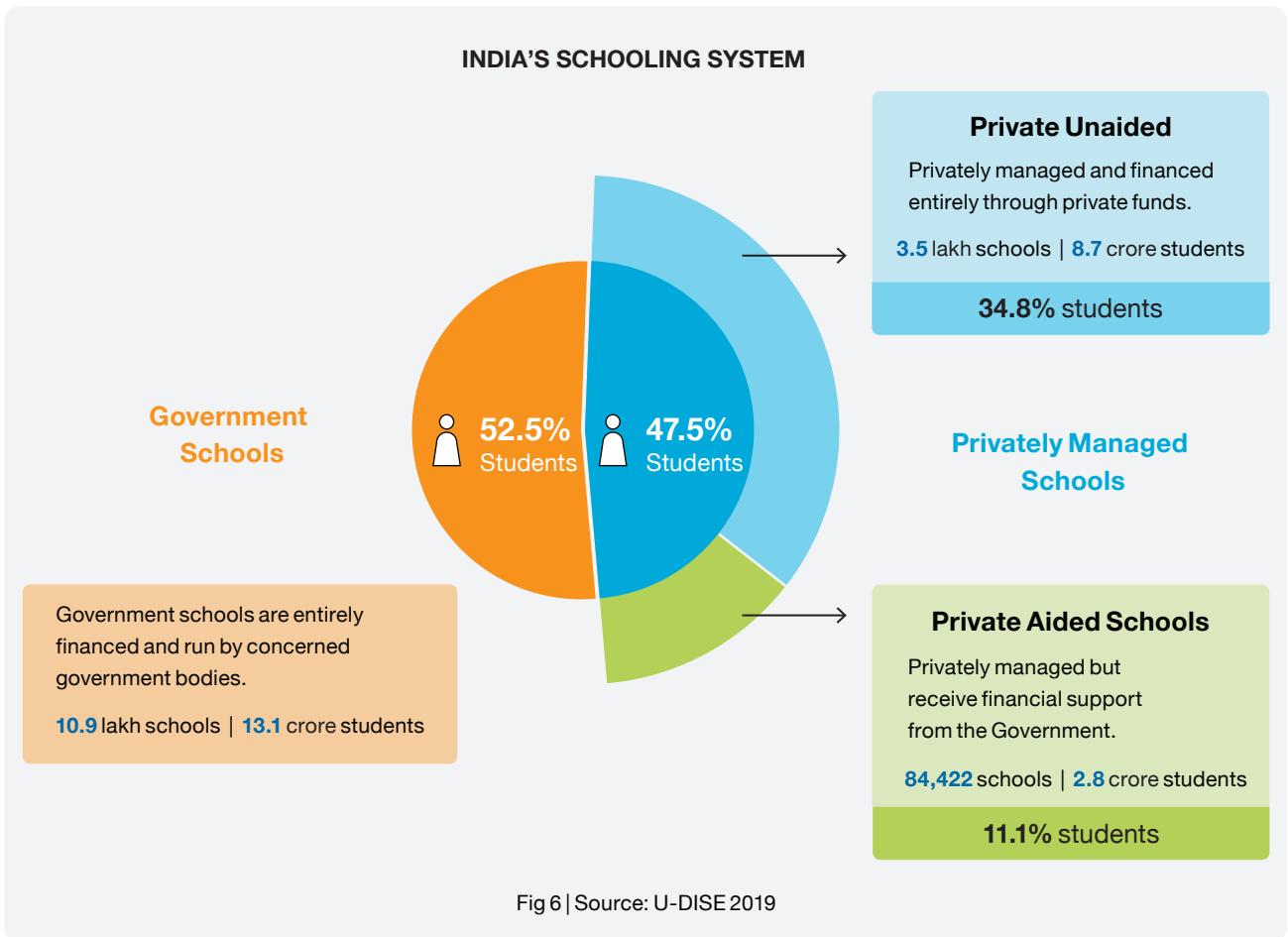


Fig 5 | Source: SESEI 2018, Economist 2019, Deloitte 2019 and KPMG 2017

*Calculation based on MoSPI 2019 and U-DISE 2019

**Private Education includes KG to Higher Education and Coaching

Within private schools, the majority of students attend private unaided schools i.e. schools financed and run independently of the government



Since liberalisation, the sector has seen remarkable growth led by private unaided schools

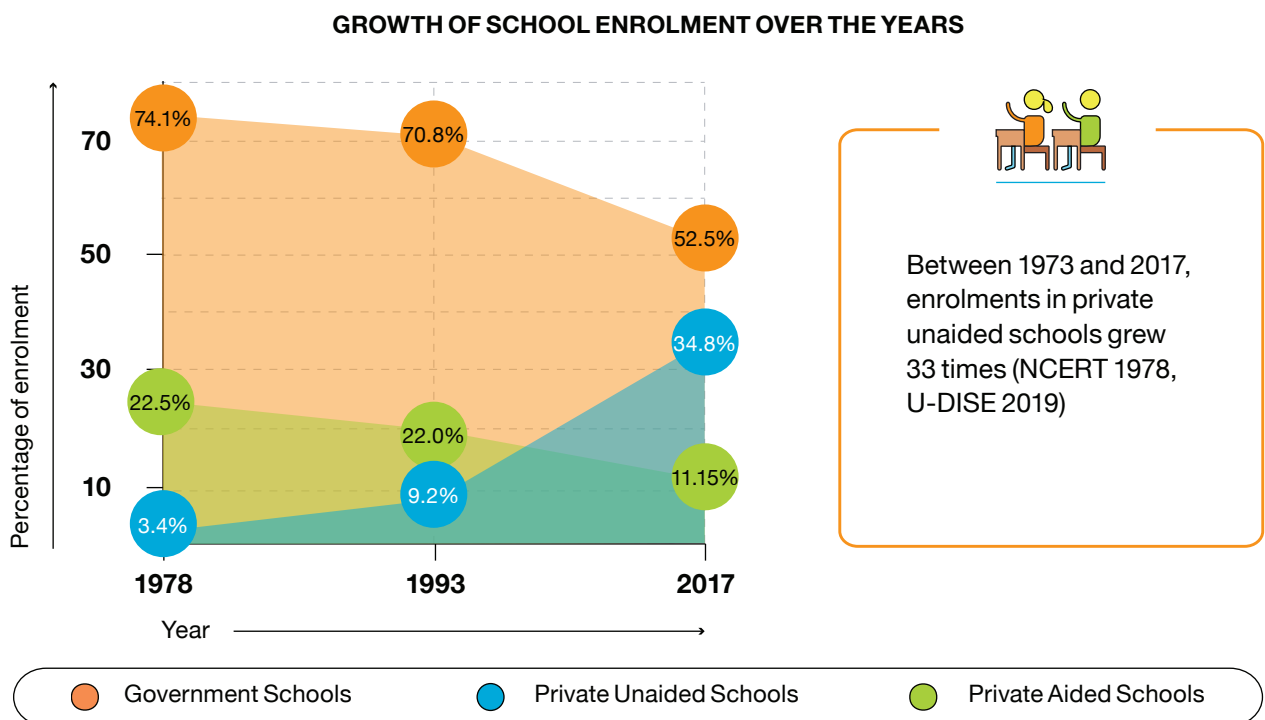


Fig 7 | Source: NCERT, U-DISE

ACCESS & EQUITY IN PRIVATE SCHOOLS

Contrary to popular perception, most private schools are low-fee schools

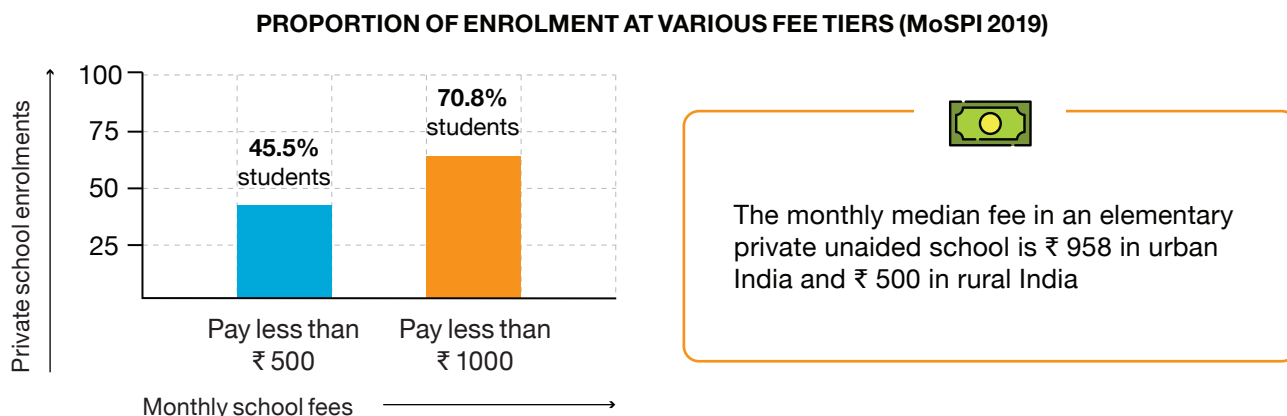


Fig 8 | Source: MoSPI 2019

The sector is geographically diverse. Over 70% of urban students and a quarter of rural students attend these schools

In 16 Indian states, more than 50% of students attend private schools

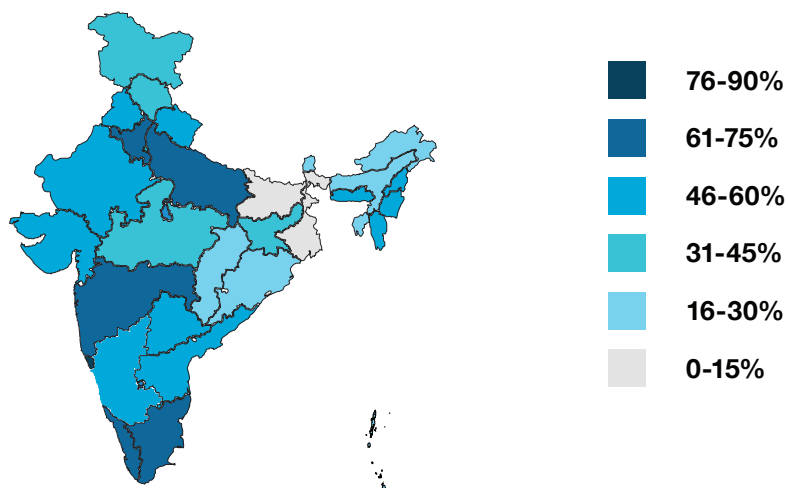


Fig 9 | Source: U-DISE 2019

SCHOOL ENROLMENT IN RURAL AREAS

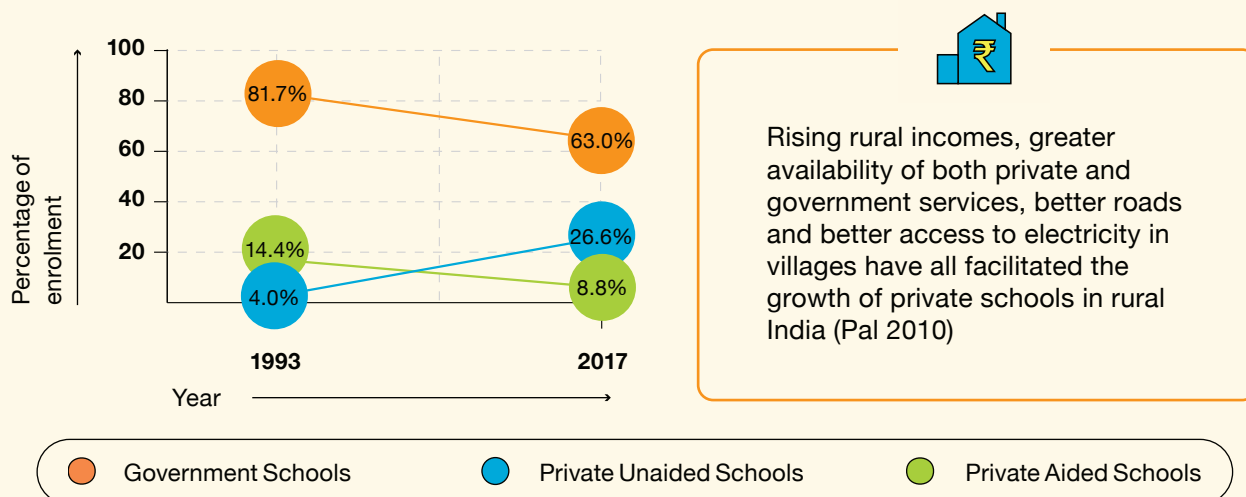


Fig 10 | Source: NCERT 1982, U-DISE 2019

Increasingly, private schools are accessible to low and middle income families, however, equity for girls, SC and ST students remains a concern

PRIVATE SCHOOL EXPENDITURE BY HOUSEHOLD EXPENDITURE QUINTILE

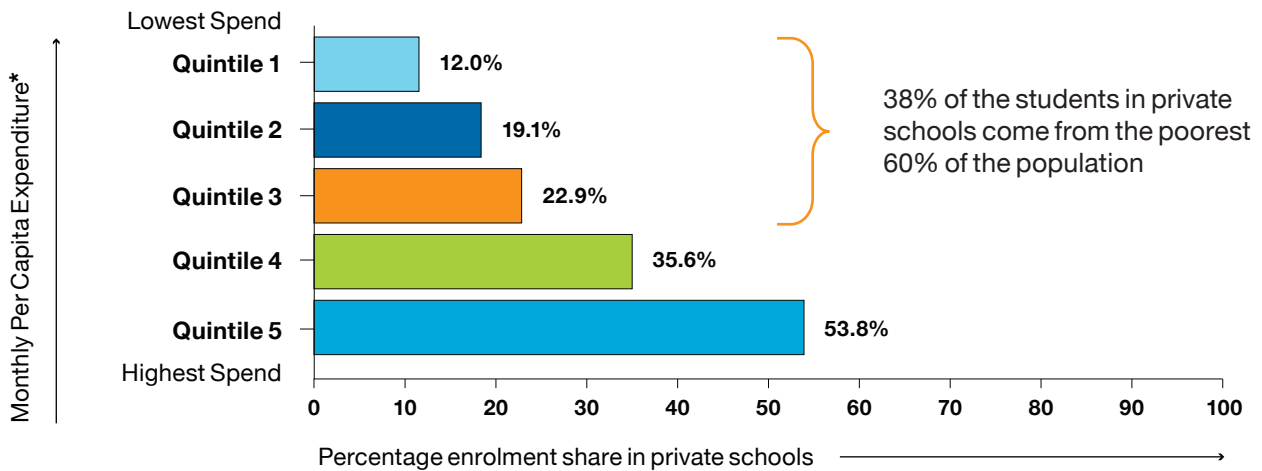
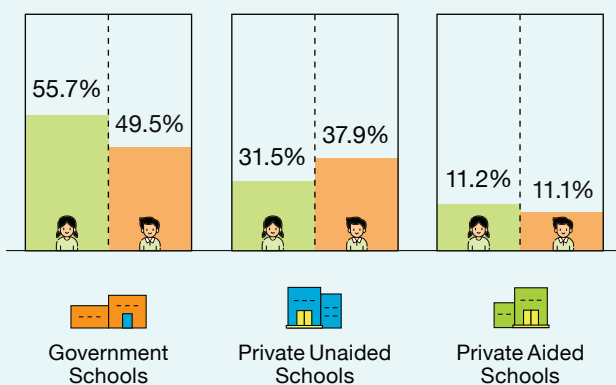


Fig 11 | Source: MoSPI 2019

*A quintile represents equally divided fifths - the poorest assumed to be the first quintile, or first 20%, and the wealthiest assumed to be the fifth quintile, or people between 80%-100%

WHAT PERCENTAGE OF GIRLS AND BOYS ATTEND EACH TYPE OF SCHOOL?



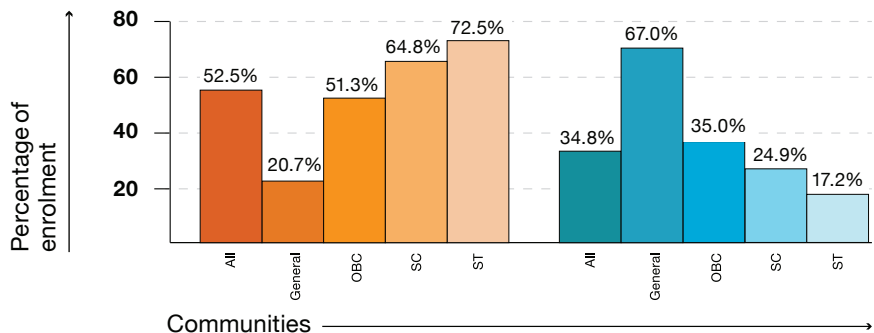
The average expenditure on education for girls is 11%-18% lower than that for boys (MoSPI 2019). This pro-male bias is seen across communities, castes, household expenses, and irrespective of whether the parents are educated or not (Maitra et al 2016)

Fig 12 | Source: U-DISE 2019

25% of SC students and 17% of ST students are enrolled in private schools, lower than national average

SCHOOL ENROLMENT BY CASTE AND MANAGEMENT TYPE

A comparison of IHDS surveys from 2004-05 to 2011-12 shows that over 7 years, private unaided enrolment for SCs has expanded at the same rate as enrolment for Forward Castes (Chudgar et al 2016)







- Government Schools
- Private Unaided Schools
- Private Aided Schools



Fig 13 | Source: U-DISE 2019

India has attempted to expand school choice for parents through various schemes, but design and implementation of these need to be improved



Lottery for the Poor: RTE Section 12(1)(c)

-  This is India's largest voucher program wherein private schools are mandated to reserve 25% of their seats for the socio-economically backward
-  Implementation is spotty, with high variation across states. Nationwide, only 29% of 21 lakh reserved seats are filled
-  An evaluation finds that students who enrol in private schools through the provision would likely have gone to private schools even without the RTE. Their learning outcomes are also not significantly better than those who apply for the RTE lotteries but do not get them (Damera 2017)
-  Government is supposed to reimburse schools but schools have faced long delays in receiving the same

Public Funding, Private Management: The Paradigm of Private Aided Schools

-  Private aided schools are nominally run by their private management boards and heavily governed by the state. Teacher recruitment and salaries are managed by the state
-  After the early 1970s, teachers are only as accountable to their respective private managements as government school teachers are to district education authorities (Kingdon 2017)

Experiments for Inclusion: Direct Benefit Transfer through School Vouchers

-  In the Andhra Pradesh School Choice experiment where government school students were asked to apply for vouchers, those from Scheduled Caste communities were equally likely to apply for the voucher
-  The addition of voucher-accepting SC students to private schools considerably increased the fraction of SC students therein. The provision of vouchers can thus significantly reduce socioeconomic stratification in private schools (Muralidharan and Sundararaman 2015)



VOICES FROM THE GROUND

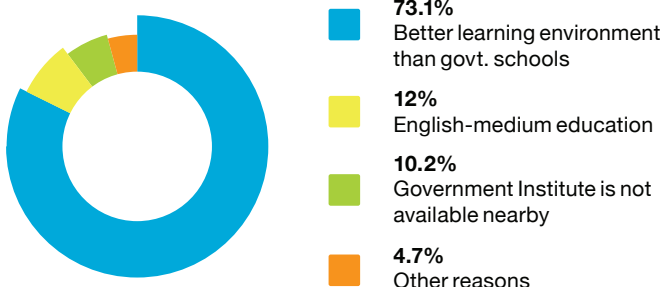
Impact of Late Reimbursements

“We don't really have a problem with the Right to Education Act. It allows poor students to come to our school. We have 149 students here and they are doing well. But what are we to do when the government does not reimburse for it? We have not got fees for the past four to five years. In fact, we got the reimbursement for the 2014 batch only in 2018. This has affected our finances. We try to make do with the ₹ 8 lakh we collect monthly as the fee from other students. But, sometimes, we are forced to pay teacher salaries very late,” said a Sion-based School Principal.

LEARNING OUTCOMES IN PRIVATE SCHOOLS

Parents prefer private schools because they want better learning for their children

REASONS FOR CHOOSING PRIVATE SCHOOLS



Studies have suggested that perceived failures of the government school system might be associated with the increasing demand for private education. Parents are more likely to send their children to private schools when the public school in their village displays both high levels of teacher absenteeism and has a high Pupil-Teacher Ratio (Kremer et al 2005 and Pal 2010)

Fig 14 | Source: MoSPI 2015

Overall, private schools are likely to be more efficiently run, and deliver outcomes at a third of government per-pupil expenditure



Private Schools

246 students on average

81.4%

of schools have 1 teacher per grade

1/3rd per-pupil expenditure of government schools



Government Schools

120 students on average

40%

of schools have less than 1 teacher for 2 grades, leading to multi-grade multi-level classrooms

Less cost-effective for similar learning outcomes

Fig 15 | Source: U-DISE 2019

- Lower teacher salaries and larger school sizes contribute to cost-effectiveness in private schools
- Better Teacher-Grade Ratio means more student attention, better management spans, and more teacher specialization at later grades
- However, the proportion of chain schools, which are found to provide higher learning outcomes in other countries, is believed to be small and confined to middle- and high-fee schools in India

Compared to government schools, raw test scores in private schools are significantly higher. But this gap reduces significantly after adjusting for disadvantages in student background (Muralidharan and Sundararaman 2015)

Learning outcomes in private schools need attention

ARITHMETIC AND READING COMPETENCY OF GRADE 5 STUDENTS IN PRIVATE SCHOOLS




Fig 16 | Source: Chavan 2019 (ASER 2018 Report)

60% of rural private school students in **Grade 5** cannot solve a simple division problem, and **35%** cannot read a basic grade II level paragraph. This suggests learning issues begin at the foundational level, and in early grades

Consequently, in the National Achievement Survey, on average, students in grade 10 in private schools scored below 50% in 4 out of 5 subjects.

CLASS X NAS RESULTS FOR PRIVATE SCHOOLS AFFILIATED TO STATE BOARDS

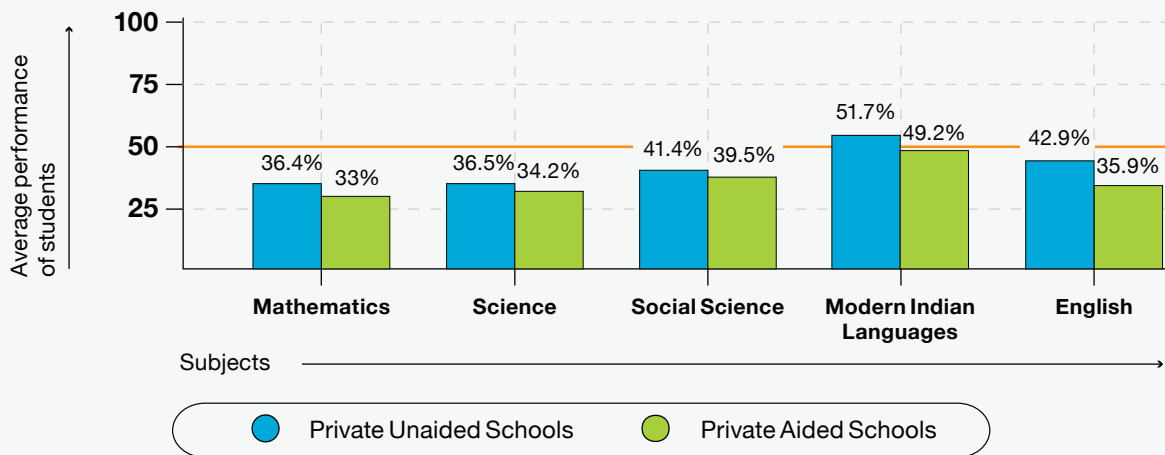


Fig 17 | Source: NCERT - National Achievement Survey (NAS) Dashboard 2017

ARITHMETIC AND READING LEVELS: TRENDS OVER TIME IN GRADE 5 IN PRIVATE SCHOOLS

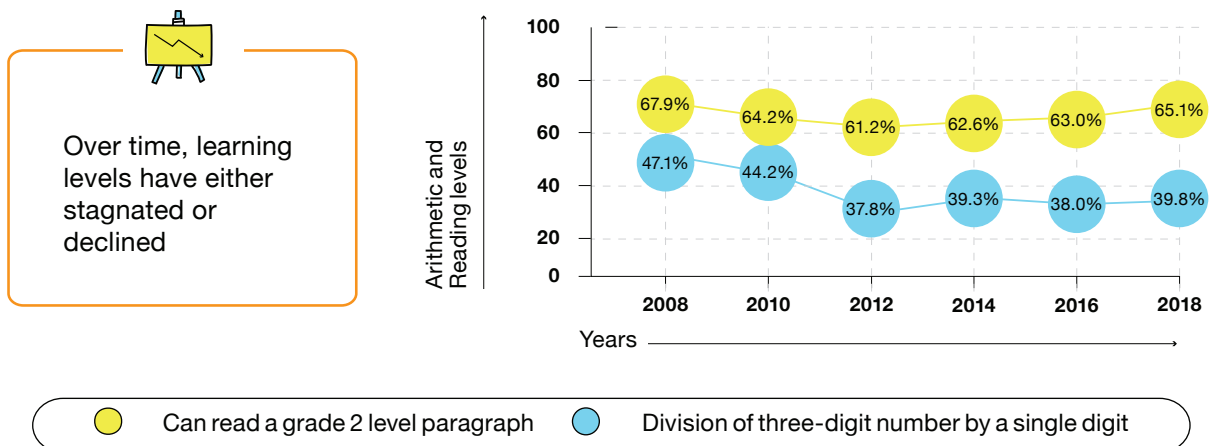


Fig 18 | Source: Chavan 2019 (ASER 2018 Report)

Learning outcomes in private schools vary across geographies and income

STATE-WISE VARIATION IN PERFORMANCE OF CLASS 5 PRIVATE SCHOOLS' STUDENTS

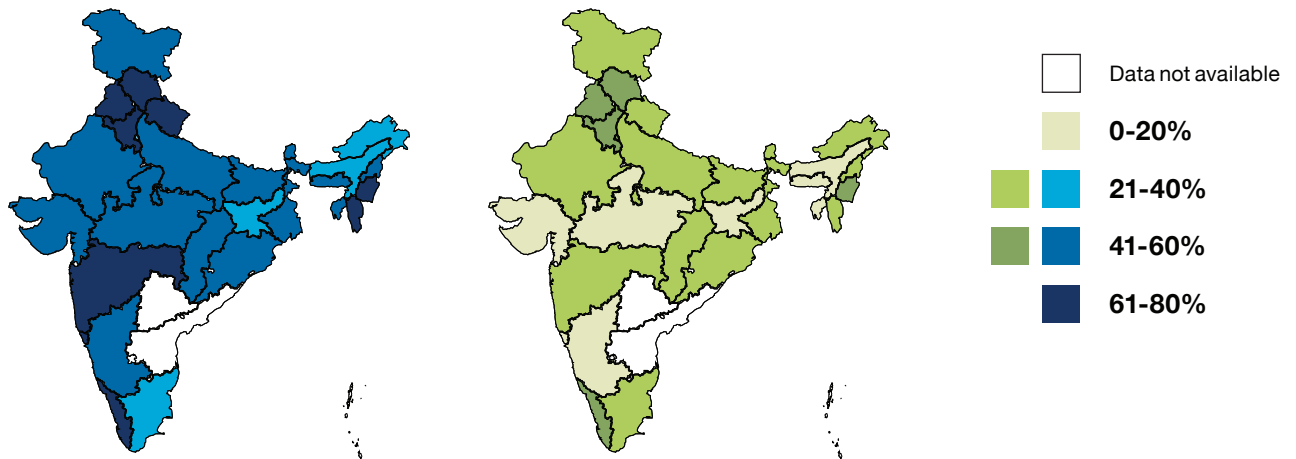


Fig 19 | Source: ASER Centre 2018



Can read Grade 2 Text



Can do Division



There is great inter-state variation in learning achievements across states. States like Kerala, Himachal, Haryana and Punjab perform well, while Assam and Jharkhand have lower test scores among the larger states.

However, even amongst top performing states, learning levels are low. In Punjab, the state with the highest reading ability in ASER, approximately 1 in 5 children cannot read a grade 2 text. Similarly, approximately half the children assessed in the top 3 states could not solve a division question.



URBAN-RURAL DIFFERENCES IN PRIVATE SCHOOLS

Place of residence	Metropolitan Areas	Other Urban Areas	Developed Villages	Less Developed Villages
Able to Read a Paragraph	68%	67%	53%	47%
Able to Subtract	67%	61%	48%	39%

Fig 20 | Source: Pande and Dubey, n.d. (Data from India Human Development Survey 2011-12)

Private schools in metropolitan areas tend to have higher scores than those in smaller towns and villages. Private school students in less developed villages have the worst outcomes - 53% cannot read a paragraph and 61% cannot subtract (Pande and Dubey, n.d.).

ACADEMIC PERFORMANCE BY HOUSEHOLD INCOME QUINTILE FOR CHILDREN ATTENDING PRIVATE SCHOOLS*

Children from families in different income groups	Q1 (Poorest)	Q2	Q3	Q4	Q5 (Richest)
 Able to Read a Paragraph	45%	51%	56%	59%	70%
 Able to Subtract	36%	42%	50%	56%	68%

*Tests were administered to children aged 8-11 years

Fig 21 | Source: Pande and Dubey, n.d.



Socioeconomic status is a key factor that impacts learning outcomes across the board, and there is a wide learning gap between the richest and poorest students in private schools. However, even amongst the students from the wealthiest households, 30% of students in the 8-11 years age group cannot read a story and 32% cannot do basic subtraction.

Learning levels in private schools are driven by a range of factors



Parents lack information on school quality

Since 60% of private unaided schools end before the grade of board exam testing, it becomes difficult for parents to judge the quality of their schooling options (U-DISE 2019).



English-medium instruction

42.5% private schools offer English as a medium of instruction. Even though, parents link English-medium instruction with higher labor market returns, research shows learning outside mother tongue in the early years can have negative impact on learning outcomes (Abadzi, 2008).



Teaching Quality

Teacher salaries and qualifications in private schools tend to be lower than in government schools. However, teacher presence and activity are higher on average in private schools which are stronger predictors of learning outcomes (Singh 2013, Kremer and Muralidharan 2008).



Student's socio-economic background

Poverty, parental education, and gender are found to be among key indicators that affect student learning in rural primary schools in India, with poverty being the strongest predictor of low learning levels (Alcott and Rose 2017).



Lack of learning-focus in regulations

The current regulatory architecture does not prioritise learning, and enforces non-contextual requirements which might have adverse effect on school quality.



ROLE OF PHILANTHROPY IN ADDRESSING LOW LEARNING LEVELS

Bain Philanthropy Report 2011 found that 40% of high net worth donors see education as their top cause (Bain and Company 2011). Philanthropists seeking learning impact could catalyse existing forces within the sector to drive scale.

This can be done through investments in service providers who assist schools with educational and operational needs like teacher training, lesson-plan scripting or assessment or access; in school chains and in innovative financing options through non-banking finance companies. Philanthropists can also enable school choice by building parent understanding of quality markers or piloting effective dissemination of universal learning indicators to parents, as, for example, some part of the consultancy FSG's PIPE program (Jain 2018) or non-profit Akshara's Gram Panchayat Contests (Kurukundi, n.d.) aim to do.

The primary objective of any education system is learning, and it is critical for Indian policymakers and schools to re-orient towards this through practical and evidence-based policies that work well for all schools.

KEY BARRIERS TO LEARNING IMPROVEMENT

Today, there are two key systemic barriers to improvement in learning outcomes:
Regulation and Information

DYNAMICS OF THE PRIVATE SCHOOL ECOSYSTEM

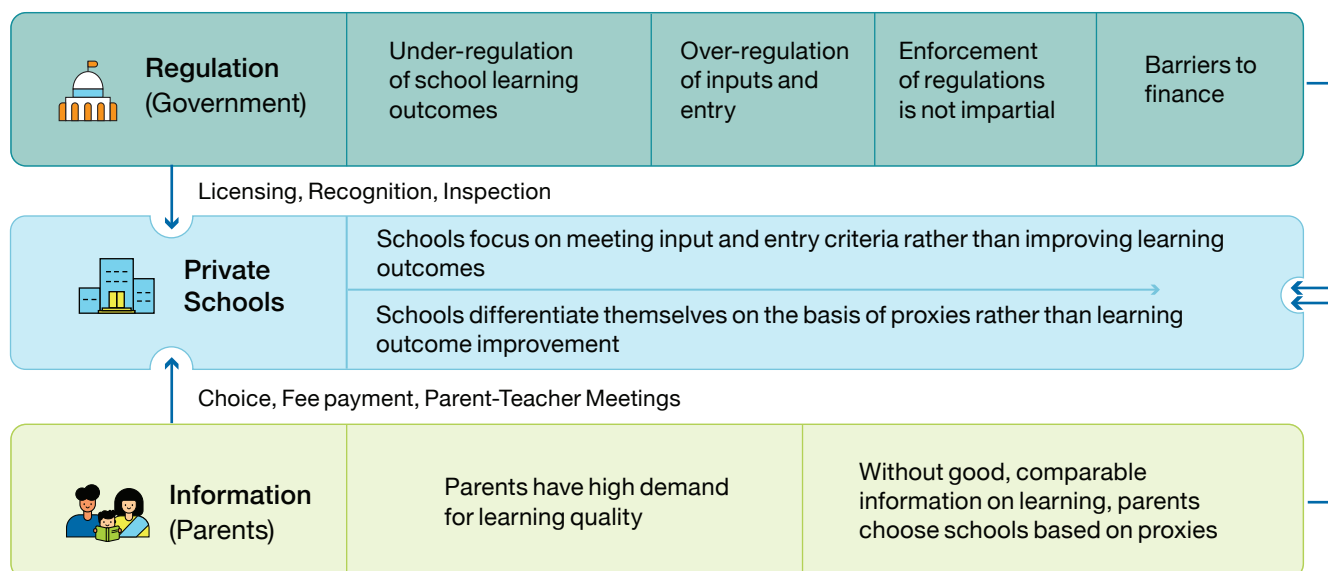







Fig 22

The first barrier to learning outcome improvement is complex, input-focused regulations

a) Learning outcomes are not a focus of existing regulatory frameworks

SOURCES OF PRIVATE SCHOOL REGULATION

 Governance*	Societies Registration Act, 1860 or the Indian Trusts Act, 1882 <i>Central Legislation</i>	Right to Education Act (RTE), 2009 <i>Central Legislation</i>	State Education Acts** <i>State Legislation</i>
 Finance*	Societies Registration Act, 1860 or the Indian Trusts Act, 1882 <i>Central Legislation</i>	Fee Regulation Acts/Bills <i>State Legislation</i>	Multiple Court Judgements <i>Courts</i>
 Operations	Right to Education Act (RTE), 2009 <i>Central Legislation</i>	State Education Acts** <i>State Legislation</i>	
 Infrastructure	Right to Education Act (RTE), 2009 <i>Central Legislation</i>	State Education Acts** <i>State Legislation</i>	CBSE, ICSE, State Boards, NIOS <i>Boards</i>
 Learning Outcomes	CBSE, ICSE, State Boards, NIOS <i>Boards</i>		

*Additional sources include Companies Act, 2013 in Haryana, Uttar Pradesh and Section 8 of Companies Act, 2013 in Maharashtra

**State Education Acts include State Acts, Rules, State RTE Rules and Government Orders on RTE norms

Fig 23

b) Regulatory agency design complicates implementation



CHALLENGE:

i. Conflict of Interest and Unclear Responsibilities

Implementation Gaps

1. Delegation of powers to officials through geographic distinctions, not specific functions.
2. One official holds two positions across government and private schools e.g. Govt. school principal and inspector of private school
3. Multiple agencies regulate private schools without coordination: e.g Commissions for Protection of Child Rights, Boards.
4. Inspection proformas have yes/no answers to subjective questions - eg. "How thought provoking were the teachers' questions?"

Consequences

- Delays or unexpected refusals of recognition, requirements beyond the RTE Act, 2009
- Policies to streamline opening of aided/unaided schools are delayed
- Allowing parents to avail the benefit of seats for students from Economically Weaker Sections under the RTE Act, 2009 only when all seats in government schools in the area are occupied
- Property tax increases only for private unaided schools
- Reimbursement under 12(1)(c) of RTE to private unaided schools delayed or pending

ii.



CHALLENGE:

ii. Implementation Gap due to Limited State Capacity

Implementation Gaps

1. Government officials claim that understaffing leads to low task completion, estimate that department operates at 40% capacity
2. A process spanning 2-3 days is stipulated for each inspection as per Delhi state guidelines (Delhi School Education Act & Rules, 1973), yet notice to schools only requires 2-3 hours for inspection.

Consequences

- As a consequence, there can be 2-8 years between inspections for schools
- Though annual inspections are stipulated, only 3.4% schools are inspected in a year
- The entire inspection process can take upto 919 days, as inspection team goes through a 68 point checklist
- Inspection report can be shared after upto 573 days after the inspection

iii.



CHALLENGE:

iii. Lack of Accountability

Implementation Gaps

1. Inspection Reports not publically available
2. Opaque mechanism for complaint resolution for parents and schools
3. Long and costly judicial pathway

Consequences

- Non-standardised judgements on inspections cannot be challenged
- Many school owners informally admit to "facilitation payments" to inspectors, suggesting high levels of graft
- Parents cannot use inspection information to drive accountability

c) This results in hurdles across the school lifecycle



Opening a School

1. Capital required for school infrastructure, staffing etc. as per the RTE Act, 2009
2. Challenges with investment due to non-profit status
3. Cumbersome licensing to open, in Delhi: 125 documents required, which move through 155 steps and over 40 officers



Day-to-Day Operations

1. Unpredictable, potentially corrupt, and lengthy inspection - can take upto 919 days
2. Matching government teacher salaries would lead to 300% fee rise for 45% of students
3. Many states have fee regulation acts in place or under review
4. Reimbursements for 3 lakh students under the RTE Act Section 12(1)(c) unpaid, only 63% of RTE funds sanctioned



Growth and Scale

1. Since schools are legally nonprofits, they often lack financial documentation
2. Access to credit is challenging, which makes scale in the sector difficult

Fig 25



Case Study: Steps for Opening a Private School in Delhi

Registration Certificate



Office of the Registrar
of Societies



Delhi Societies
Registration Act (1860)

7 Documents
Required

Essentiality Certificate



Department of
Education



Delhi Education Act
(1973)

29 Documents
Required

Certificate of Recognition



Department of
Education



Delhi Education Act
(1973)

82 Documents
Required

Certificate of Upgradation



Department of
Education



Delhi Education Act
(1973)

31* Documents
Required

Certificate of Affiliation



Central Board of
Secondary Education



CBSE Affiliation
Bye-Laws

18* Documents
Required

MCD Certificate



Municipal Corporation Delhi

Affidavit Regarding the Proper Purchase of Land and no Violation of Master Plan in the Land Used



Municipal Corporation Delhi or Delhi
Development Authority

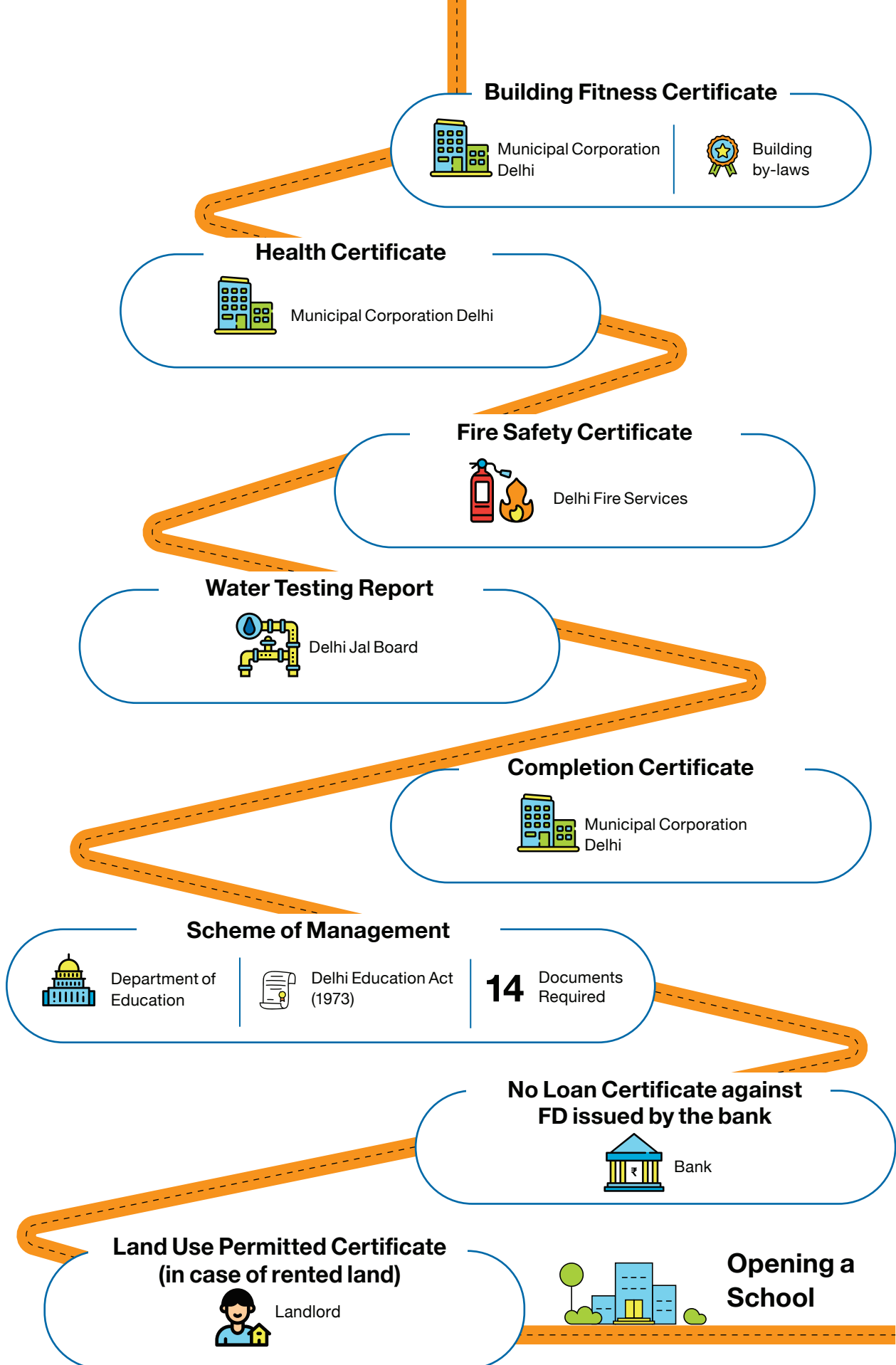
Site Plan of the Building/ Sanctioned Building Plan



Municipal Corporation Delhi or Delhi
Development Authority



Building
by-laws



*Indicative of the requirements to be followed, which may entail more than one document (Government of National Capital Territory of Delhi, n.d., FICCI 2014, Wadhwa, n.d., Department of Education: Government of National Capital Territory of Delhi, n.d., and Central Board of Secondary Education, n.d.)

Fig 26



VOICES FROM THE GROUND

Is the road to adopting existing regulatory norms also the road to quality?

Shishir (name changed) is the owner and HM of a low-fee private school in Hyderabad which recently achieved the status of a recognised private school, meaning that the school now supposedly adheres to the regulatory norms set forth by the government. Shishir laments that the process of achieving recognition was a long and difficult process for him, especially since he saw no value addition to his school except the permission to expand his school from elementary to secondary grades. Some of the regulations like the requirement of hiring B.Ed. qualified teachers or the presence of a playground seem impractical to him, especially since the inspector in-charge doesn't check for these in his annual inspection.

Shishir says:



I spent ₹ 4-5 lakh to get recognition for this school. That is money I could have spent on improvement projects, and time I could have spent dealing with problems in the school and not running around behind someone. Recognition in itself does not have any effect on the quality of learning in the school

The second barrier is lack of information on school quality for parents, due to the under-regulation of learning outcomes

INFORMATION ASYMMETRY AND LOW LEARNING

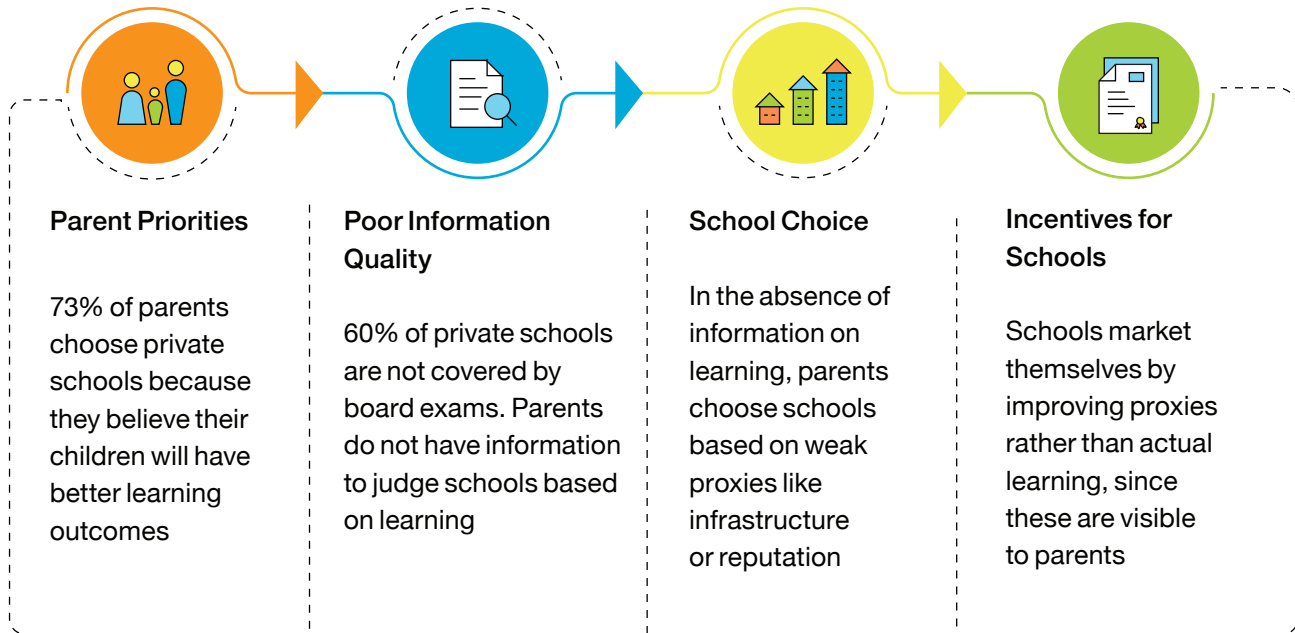


Fig 27

The COVID-19 crisis has also reinforced the urgent need to enable this sector through reform, as revealed by the findings from an exploratory survey done by CSF with nearly 100 stakeholders, including parents, school leaders, teachers and service providers in the private schools sector

Short Term	Medium to Long Term
COVID-19 Impact	
<ul style="list-style-type: none"> • Significant impact on school revenue • Reduced fees payment; anticipated switches to cheaper and govt. schools • Unpaid teacher salaries • Access to working capital difficult 	<ul style="list-style-type: none"> • Demand from parents will lead to continued growth in private school enrollment share • Structural reforms (if done right) will enable entry and financing and give rise to new generation of school entrepreneurs and investors
Structural reforms to open up the sector and provide better information to parents	
Implications	
<ul style="list-style-type: none"> • Potential school closures • Impact on student learning due to challenges in accessing online education 	<ul style="list-style-type: none"> • More open, efficient sector • Empowered parents, exercising demand effectively • Overall improvement in learning and equity outcomes

Fig 28

GLOBAL GOVERNANCE MODELS

Various countries have taken the need to improve private school governance very seriously, focusing on different areas

PRIVATE SCHOOL ENROLMENT ACROSS THE GLOBE

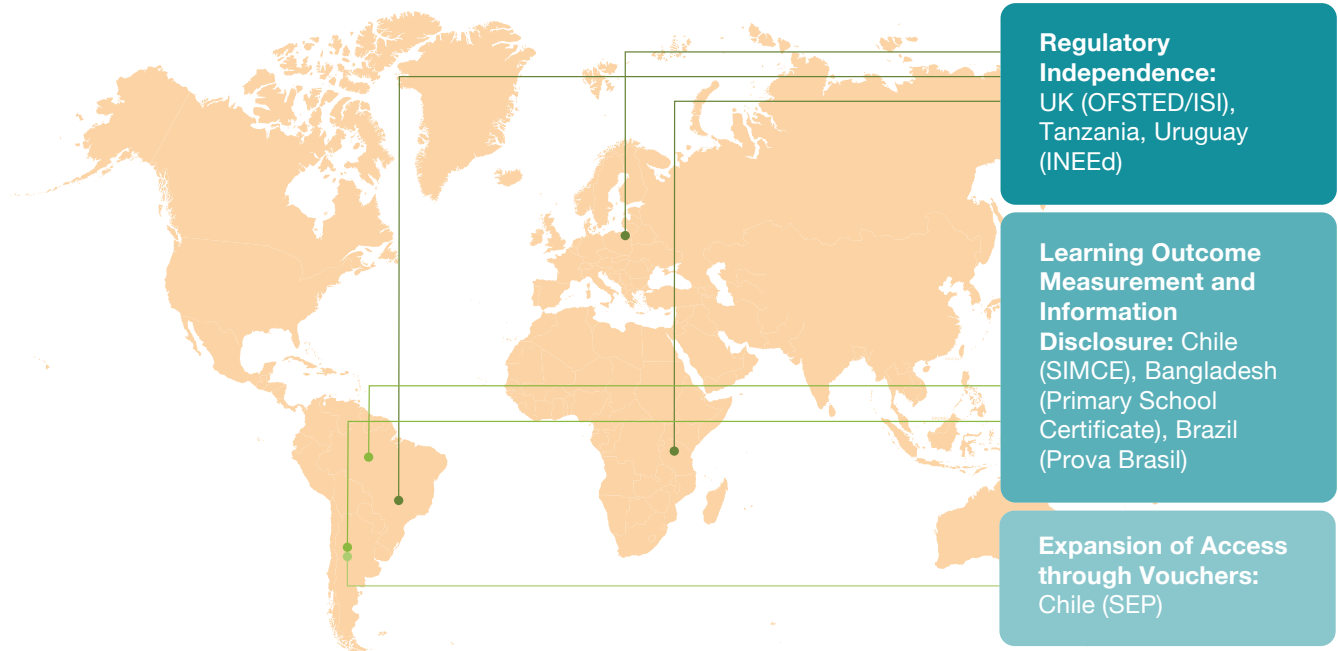


Fig 29 | Source: UIS 2020, Ramirez 2012, UNESCO 2017

Reforms in Chile helped it improve on PISA scores drastically

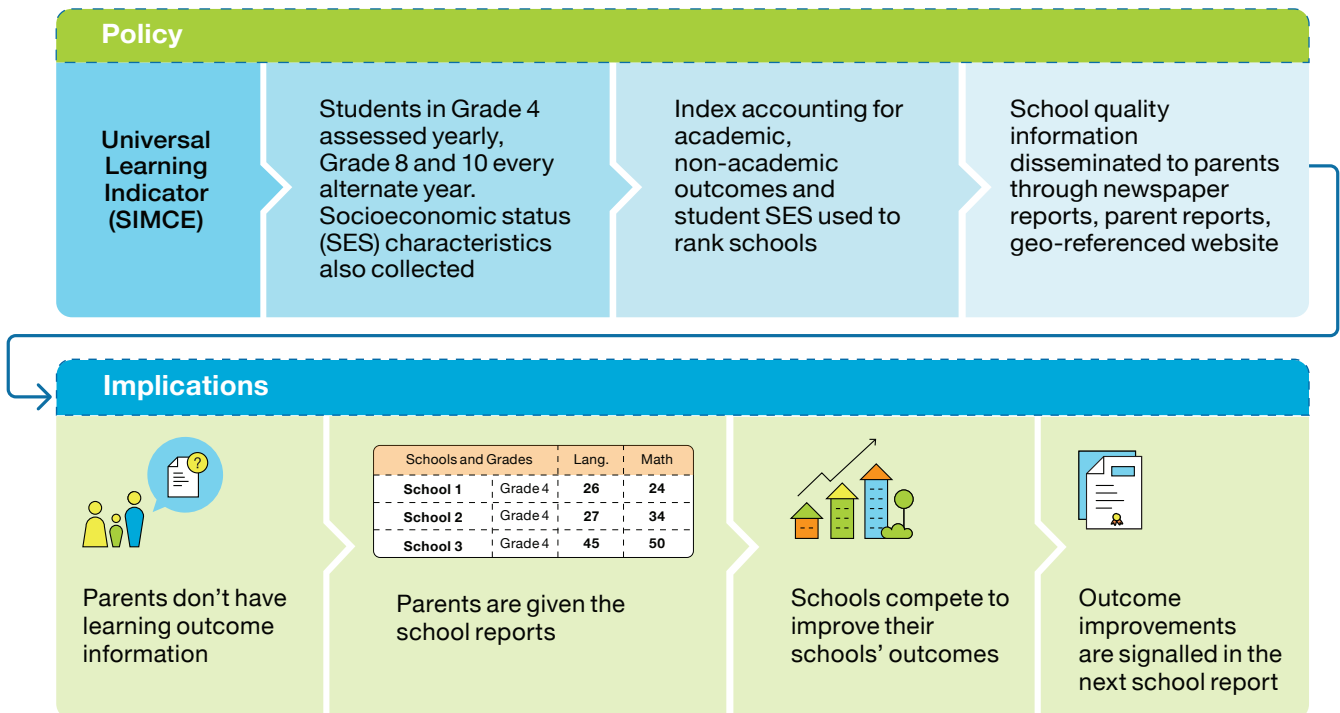


Fig 30 | Source: Ramirez 2012, Meckes and Carrasco 2010, Andrabi et al 2017, Afridi et al 2017

Research studies by Harvard Evidence for Policy Design and Indian Statistical Institute in South Asia find that disclosing test-based school quality information to parents improves student learning

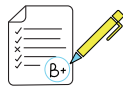
Impartial regulatory systems have been attempted in the UK and Uruguay, but need practical design, as seen in Tanzania



Britain and Tanzania: Independent Inspection-Led Systems

Highly trained inspectors monitor school quality, support school improvement, and disseminate best practices

Implementation Fidelity	
Britain	Tanzania
<ul style="list-style-type: none"> Schools are graded in four categories (Outstanding, Good, Requires Improvement and Inadequate) The weakest schools are inspected every 18 months, while the strongest are inspected every five years Inspectors are chosen from among the best performing teachers and are highly trained to support schools 	<ul style="list-style-type: none"> Shortage of personnel and lack of transport, leading to low frequency of inspection Inspections focused on infrastructure rather than pedagogy Leads to a large number of unofficial schools and graft



Uruguay: Independent Assessor and Accreditor

<ul style="list-style-type: none"> It compiles key information for national monitoring (statistics and indicators); and evaluates the Uruguayan education system across private and public schools, producing the biennial "Report on the State of Education in Uruguay." It develops evaluation and assessment capacities in the system (improvement of practices and training for evaluation and assessment) It contributes to the development of evaluation and assessment procedures and instruments It is supervised by a governing board with six members: two nominated by the state agency responsible for planning, management and administration of the public school system, two nominated by the Ministry of Education, one nominated by Uruguay's oldest public university and one nominated by a representative of private school providers

Fig 31 | Source: Ofsted 2018, Baum et al 2017, Uwazi Infoshop at Twaweza, n.d., OECD 2016, Roberts 2015



International Examples of For-Profit Private Schools

While rigorous evidence on the links between for-profit schools and learning quality of education systems is hard to find, for-profit schooling is legally permitted across the world. Countries that allow for-profit schools include the USA, China, Japan, Germany, the UK, Brazil, Canada, Sweden, South Korea, Singapore, Hong Kong, Thailand, Vietnam, Indonesia, Dubai, Abu Dhabi, Qatar, Oman, South Africa, Egypt, Kenya, Morocco, and Uganda (EY Parthenon 2019).

POLICY IMPLICATIONS

Five reform pillars to improve learning in private schools emerge from international and research-based evidence

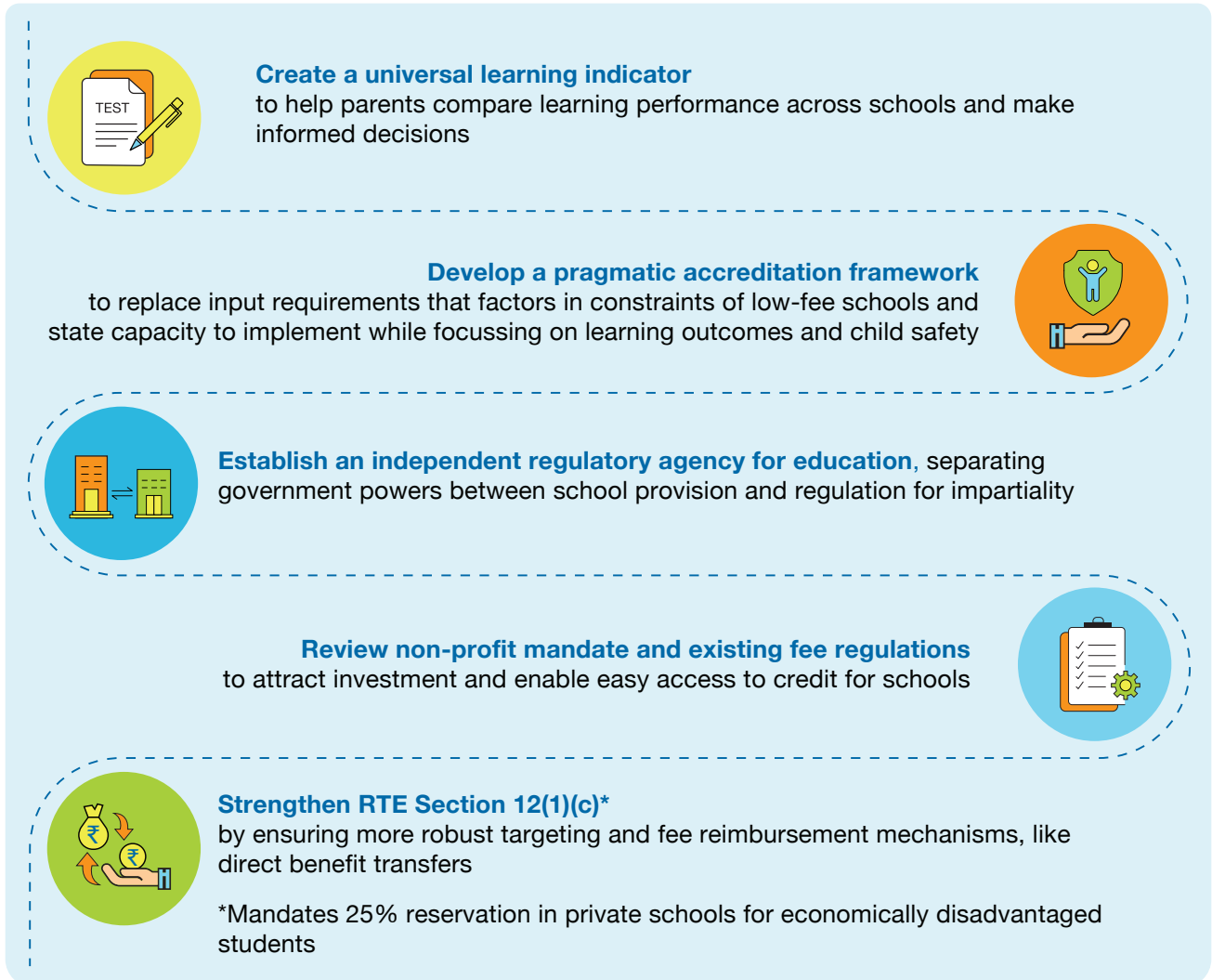


Fig 32

The demand for quality and improvement these reforms create will ripple out to other key stakeholders in the ecosystem

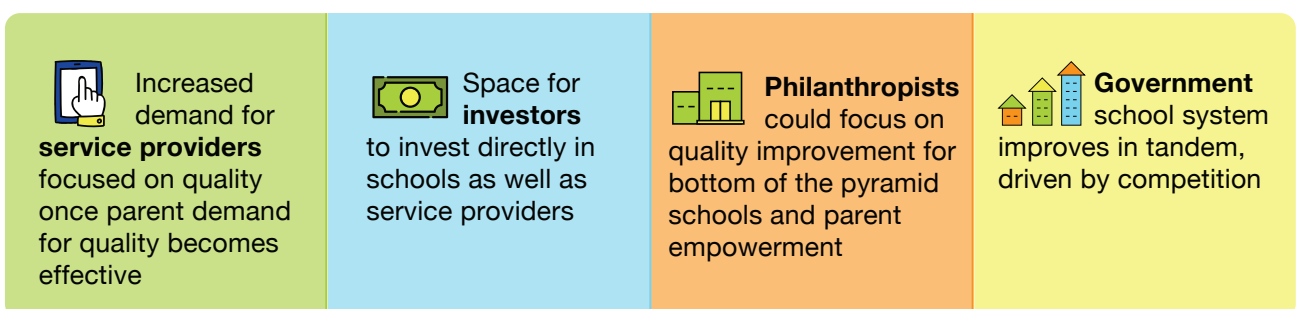


Fig 33

REFERENCES

Abadzi, Helen. 2008. "Efficient Learning for the Poor: New Insights into Literacy Acquisition for Children." *International Review of Education* 54 (November): 581–604. <https://doi.org/10.1007/s11159-008-9102-3>.

Afridi, Farzana, Bidisha Barooah and Rohini Somanathan. 2017. "Improving Learning Outcomes through Information Provision: Evidence from Indian Villages."

Alcott, Benjamin, and Pauline Rose. 2017. Learning in India's primary schools: How do disparities widen across the grades? *International Journal of Educational Development*, 56, 42–51. <https://doi.org/10.1016/j.ijedudev.2017.05.002>.

Andrabi, Tahir, Benjamin Daniels, and Jishnu Das. 2020. "Human Capital Accumulation and Disasters: Evidence from the Pakistan Earthquake of 2005." RISE Working Paper Series. 20/039. <https://www.riseprogramme.org/publications/working-paper-20039-human-capital-accumulation-and-disasters-evidence-pakistan>.

Andrabi, Tahir, Jishnu Das, and Asim Ijaz Khwaja. 2017. "Report Cards: The Impact of Providing School and Child Test Scores on Educational Markets." *American Economic Review* 107, no. 6: 1535–63. <https://doi.org/10.1257/aer.20140774>.

ASER 2018. <http://www.asercentre.org/education/data/india/statistics/level/p/66.html>, ((Year-wise) Arithmetic/Reading - 2018 - type of school- All India)

ASER Centre. 2018. <http://www.asercentre.org/education/data/india/statistics/level/p/66.html>.

Azim Premji Research Group. 2018. "School Choice in Low Information Environments." *Field Studies in Education*. http://publications.azimpremjifoundation.org/1799/1/School%20choice%20in%20low-information%20environments_a%20study%20of%20perceptions%20and%20realities%20in%20four%20states.pdf.

Bain and Company. 2011. "India Philanthropy Report 2011." <https://www.bain.com/insights/india-philanthropy-report-2011/>.

Baum, Donald R., Rachel Cooper, and Oni Lusk-Stover. 2017. "Regulating market entry of low-cost private schools in Sub-Saharan Africa: Towards a theory of private education regulation." <https://www.sciencedirect.com/science/article/pii/S0738059316304989?via%3Dihub>.

Central Board of Secondary Education. n.d. "Brief Description of Requirements for Affiliation." http://cbseaff.nic.in/cbse_aff/Attachment/OnlineServices/Checklist_Applicant%20_Schools.pdf.

Centre for Civil Society, forthcoming. Analysis of media articles on private schools.

Centre for Civil Society. 2019. "Anatomy of K-12 Governance in India: Evidence from States on regulation of Private Schools." Friedrich Naumann Foundation. <https://ccs.in/sites/default/files/Anatomy-of-K-12-Governance-in-India.pdf>.

Chavan, Madhav. 2019. "Something is Changing: Annual Status of Education Report (Rural) 2018". ASER Centre. <https://img.asercentre.org/docs/ASER%202018/Release%20Material/aserreport2018.pdf>.

Chudgar, Amita, and Benjamin Creed. 2016. "How Are Private School Enrolment Patterns Changing across Indian Districts with a Growth in Private School Availability?." *Oxford Review of Education* 42, no. 5. (September 2). 543–60. <https://doi.org/10.1080/03054985.2016.1217688>.

Damera, Vijay Kumar. 2017. "Choice for the poor or poor choice?." BSG Working Paper Series. <https://www.bsg.ox.ac.uk/sites/default/files/2018-05/BSG-WP-2017-022.pdf>.

Deloitte. 2019. "Unravelling the Indian Consumer."

<https://www2.deloitte.com/content/dam/Deloitte/in/Documents/consumer-business/in-consumer-RLS-2019-noexp.pdf>.

DFID Literature Review. 2015. "The Role and Impact of Private Schooling in Developing Countries."

https://assets.publishing.service.gov.uk/government/uploads/system/uploads/attachment_data/file/439702/private-schools-full-report.pdf.

Economist. 2019. "A class Apart." <https://www.economist.com/leaders/2019/04/13/a-class-apart>.

FICCI. 2014. "Private Sector's Contribution to K-12 Education in India Current Impact, Challenges and Way Forward." EY. <http://ficci.in/spdocument/20385/ey-ficci-report-education.pdf>.

Government of National Capital Territory of Delhi. 2012. "Report of the Comptroller and Auditor General of India on Civil and Commercial."

https://cag.gov.in/sites/default/files/audit_report_files/Delhi_Civil_Commercial_2011.pdf.

Government of National Capital Territory of Delhi. n.d. "Office of The Registrar of Societies: List of Documents required for Registration of a Society under the Societies Registration Act. "

<http://revenue.delhi.gov.in/wps/wcm/connect/17b7280044b28291ab00ffa74f9f6687/society+requirment.pdf?MOD=AJPERES&lmod=7924864>.

Jain, Vikram. 2018. "Program to Improve Private Early Education (PIPE): a case study of a systems approach for scaling quality early education solutions." (May) <https://doi.org/10.1111/nyas.13695>.

Kingdon, Geeta Gandhi. 2017. "The Private Schooling Phenomenon in India: A Review". IZA Institute of Labor Economics. <http://ftp.iza.org/dp10612.pdf>.

KPMG. 2017. "Online Education in India: 2021."

<https://assets.kpmg/content/dam/kpmg/in/pdf/2017/05/Online-Education-in-India-2021.pdf>.

Kremer, Michael, Nazmul Chaudhury, F. Halsey Rogers, Karthik Muralidharan, and Jeffrey Hammer. 2005.

"Teacher Absence in India: A Snapshot." *Journal of the European Economic Association* 3 (2–3): 658–67.

<https://doi.org/10.1162/jeea.2005.3.2-3.658>.

Kurukundi, Vaijayanti. n.d. "Engaging the community to make schools accountable for delivering quality education." <https://akshara.org.in/category/gram-panchayats/>.

Maitra, Pushkar, Sarmistha Pal, and Anurag Sharma. 2016. "Absence of Altruism? Female Disadvantage in Private School Enrolment in India." *World Development* 85. (September) 105–25.

<https://doi.org/10.1016/j.worlddev.2016.04.005>.

Meckes, Lorena, and Rafael Carrasco. 2010. "Two Decades of SIMCE: An Overview of the National

Assessment System in Chile." *Assessment in Education: Principles, Policy & Practice*. 17. no. 2 (May): 233–48.

<https://doi.org/10.1080/09695941003696214>.

MoSPI - Ministry of Statistics and Programme Implementation. 2019. "Key Indicators of Social Consumption on Education in India." National Sample Survey Office.

MoSPI. 2015. National Sample Survey Office, Ministry of Statistics and Programme Implementation. "Key Indicators of Social Consumption on Education in India." NSS 71. (June).

Muralidharan, Karthik & Kremer, Michael. 2008. "Public and private schools in rural India." 10.7551/mitpress/9780262033763.003.0005.

Muralidharan, Karthik and Venkatesh Sundararaman. 2015. "The Aggregate Effect of School Choice: Evidence from a Two-Stage Experiment in India." *The Quarterly Journal of Economics*.
<https://academic.oup.com/qje/article/130/3/1011/1931887#84604204>.

Murnane, Richard J., Marcus R. Waldman, John B. Willett, Maria Soledad and Bos Emiliana Vegas. 2017. "The Consequences of Educational Voucher Reform in Chile." National Bureau of Economic Research.

NCERT - National Achievement Survey (NAS) Dashboard. 2017.
http://nas.schooleduinfo.in/dashboard/nas_ncert#/.

NCERT- National Council of Educational Research and Training. 1979. "Third All India Educational Survey 1973."

NCERT- National Council of Educational Research and Training. 1982. "Fourth All India Education Survey of 1978-79." Retrieved from Kingdon, Geeta Gandhi. 2007. "The progress of school education in India." Global Poverty Research Group

NCERT- National Council of Educational Research and Training. n.d. "Seventh All India Educational Survey 2002-03."

OECD. 2016. "OECD Reviews of School Resources Uruguay: Governance of school resource use in Uruguay." OECD Publishing. <https://doi.org/10.1787/9789264265530-6-en>.

Ofsted. 2018. "School Inspection Handbook." Government of United Kingdom.
https://assets.publishing.service.gov.uk/government/uploads/system/uploads/attachment_data/file/730127/School_inspection_handbook_section_5_270718.pdf.

Pal, Sarmistha. 2010. "Public Infrastructure, Location of Private Schools and Primary School Attainment in an Emerging Economy." *Economics of Education Review* 29 (5): 783–94.
<https://doi.org/10.1016/j.econedurev.2010.02.002>.

Pande, Suvarna, and Amaresh Dubey. n.d. "Private Schooling and Achievement in India: A New Educational Landscape?," 42.

Ramirez, Maria Jose. 2012. "Disseminating and using student assessment information in Chile (English)." Systems Approach for Better Education Results (SABER) student assessment working paper no. 3. Washington, DC: World Bank.
<http://documents.worldbank.org/curated/en/724411468014980654/Disseminating-and-using-student-assessment-information-in-Chile>.

Roberts, Nerys. 2015. "Ofsted Inspections of Maintained and Academy Schools: FAQs, Social Policy Section." 17. <https://core.ac.uk/download/pdf/74377877.pdf>.

Sampradaan Indian Centre for Philanthropy. 2004. "A Review of Charities' Administration in India." http://planningcommission.nic.in/reports/sereport/ser/stdy_cai.pdf.

SESEI. 2018. "Indian Automobile Industry." http://www.sesei.eu/wp-content/uploads/2018/12/Automotive-Sector-Report_-Final.pdf.

Singh, Abhijeet. 2013. "Size and sources in the private school premium in test scores in India." Oxford: University of Oxford. Young Lives Working Paper 98.

U-DISE 2009. "Unified District Information System for Education" U-DISE 2007-08.

U-DISE 2019. "Unified District Information System for Education." U-DISE 2017-18.

UIS. "UIS Statistics." Accessed April 8, 2020. <http://data.uis.unesco.org/>.

UNESCO. 2017. "Global Education Monitoring: Accountability in Education."
https://www.skillsforemployment.org/KSP/en/Details/?dn=WCMSTEST4_193923.

Uwazi InfoShop at Twaweza. n.d. "When school Inspection doesn't Deliver: Highlights from the CAG Audit of the Secondary Schools Inspection Programme in Tanzania."
<https://www.twaweza.org/uploads/files/Are%20school%20inspectors%20doing%20their%20job.pdf>.

Wadhwa, Mayank. n.d. "Licenses to Open a School: It's all about Money." Centre for Civil Society: Ease of Doing Business." <http://easeofdoingbusiness.org/resources/licenses-open-school-its-all-about-mone>.



ACKNOWLEDGEMENTS

This report would not have been possible without the valuable contributions of numerous people and institutions. We would like to acknowledge their support and thank them for their time and effort.

In drafting this report, we consulted a wide range of stakeholders who were tremendously helpful with their insights. We are especially thankful to: Amit Kaushik, Amod Kumar, Anil Swarup, Archana Mehendale, Bhuvana Anand, Brajesh Mishra, Divya Balagopal, Felipe Barrera-Osorio, Geeta Gandhi Kingdon, GP Upadhyaya, Janardan Singh, Juliana Zapata, Karthik Muralidharan, Kiran Bhatta, Kulbhushan Sharma, Nand Kumar, Prabhat Jain, Ramachandra Rao Begur, Rudra Sahoo, Samina Bano, Sandhya Rani, Sarvendra Bikram Singh, Sridhar Rajagopalan, Srinivasan Ramachandiran, Tarini Sudhakar, Vijay Kiran Anand, Vikram Jain and Vimala Ramachandran.

Mohit M Rao, a freelance journalist, brought the expert views, research and data analysis together to draft the report. The report was co-authored by members of the Private Schools Governance team at CSF: Aditi Nangia, Akash Pratap Singh, Apoorva Bhandari, Devika Kapadia, Rahul Ahluwalia and Ruchika Singh.

For the 'Voices from the Ground' sections, we are grateful for the introductions provided by Anuradha Kamath and Aadi Rungta at 321; Mangal Pandey at Key Education Foundation; Merlia Shaukath at Madhi Foundation and Subbu Parameswaran at Learning Curve Life Skills Foundation.

We are thankful to the 90+ stakeholders that contributed to the section of the report on the impact of COVID-19 on private schools, including school principals, education service providers, teachers and parents.

A group of independent experts reviewed this report. We thank Aashti Zaidi, Amit Kaushik, Asiya Kazmi, Bhuvana Anand, Geeta Gandhi Kingdon, Girindre Beeharry, Manit Jain, Sridhar Rajagopalan, Venita Kaul, Yamini Aiyar and Manos Antoninis for their invaluable feedback. We are also thankful to Bijoy Patro for editing the report.

Throughout this journey, Omidyar Network India has been an encouraging partner. In particular, we would like to thank Namita Dalmia and Rohan Vyavaharkar for their support.

Many colleagues within CSF were involved in the review, translation, design and production of this report and we are grateful for their support. We would especially like to credit the contribution of Mayank Bhushan, Tania Goklany, Tej Prakash Yadav, Disha Agarwal and Bikkrama Daulet Singh without whom this report would be incomplete. We want to also especially thank HumanX for designing the report and Poshali Goel for her photographs.

Finally, we would like to thank Devika Grover, Tanvi Bhambry and Yashraj Sharma, who all contributed to the report during their internships with the Central Square Foundation.



ABOUT THE ORGANISATIONS



**CENTRAL SQUARE
FOUNDATION**

Central Square Foundation (CSF) is a non-profit organisation working towards ensuring quality school education for all children in India. Since 2012, CSF has partnered with the government, the private sector, non-profit organisations, and other ecosystem stakeholders to improve the learning outcomes of children, especially from low-income communities. CSF is driven by its mission to enable the school education system to adopt solutions that are scalable, sustainable and effective so that all children get equal access to opportunities needed for leading a better life.

To learn more, please visit <http://www.centralsquarefoundation.org/>



**OMIDYAR
NETWORK
INDIA**

Omidyar Network India (ONI) invests in bold entrepreneurs who help create a meaningful life for every Indian, especially the hundreds of millions of Indians in low-income and lower-middle-income populations, ranging from the poorest among us to the existing middle class. To drive empowerment and social impact at scale, ONI works with entrepreneurs in the private, non-profit and public sectors, who are tackling India's hardest and most chronic problems. Omidyar Network India makes equity investments in early stage enterprises and provides grants to non-profits in the areas of Digital Identity, Education, Emerging Tech, Financial Inclusion, Governance & Citizen Engagement, and Property Rights. Omidyar Network India is part of the Omidyar Group, a diverse collection of companies, organisations and initiatives, supported by philanthropists Pam and Pierre Omidyar, founder of eBay.

To learn more, please visit <https://www.omidyarnetwork.in/>



Suggested Citation

Central Square Foundation. 2020. State of the Sector Report on Private Schools in India.

Comments or Questions

We welcome your feedback on this report. Please write to us with your comments or questions to privateschoolsreport@centralsquarefoundation.org.

Disclaimer

The information contained in this report is prepared by Central Square Foundation in partnership with Omidyar Network India. The organizations have no conflicts of interest to declare. As full disclosure Central Square Foundation awards grants to 321 Education Foundation, Key Education Foundation, Saarthi Education, Alokkit, and the Learning Curve Life Skills Foundation, which provide services to affordable private schools. Omidyar Network India has invested in Varthana, a non-banking financial company that provides credit to private schools. Imaginable Futures, a spin off from Omidyar Network global that focuses on the Americas and Africa, has invested in Bridge Academies, an international school chain. The report is furnished to the recipient(s) for free distribution and use. The authors have made their best efforts to ensure the accuracy and completeness of the information in this report but make no representations or warranties therein and expressly disclaim any liabilities based on such information or omissions. Each recipient should, therefore, conduct her or his analysis of any information contained in this report.

STATE OF THE SECTOR REPORT

PRIVATE SCHOOLS IN INDIA

Download the report [here](#)